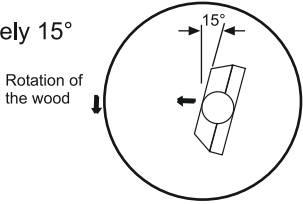


The Robert Sorby Ring tool is for use in **end-grain**, working out from the centre in order to cut with the grain. They are ideal for the insides of goblets and large end-grain hollowware of all kinds.


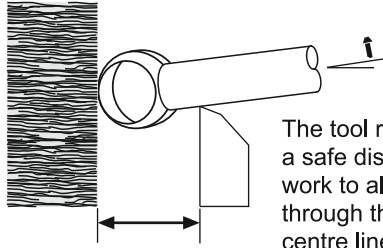
The following instructions will enable you to achieve good, safe results when using the Ring tool.

Angle the face of the tool backwards to approximately 15°



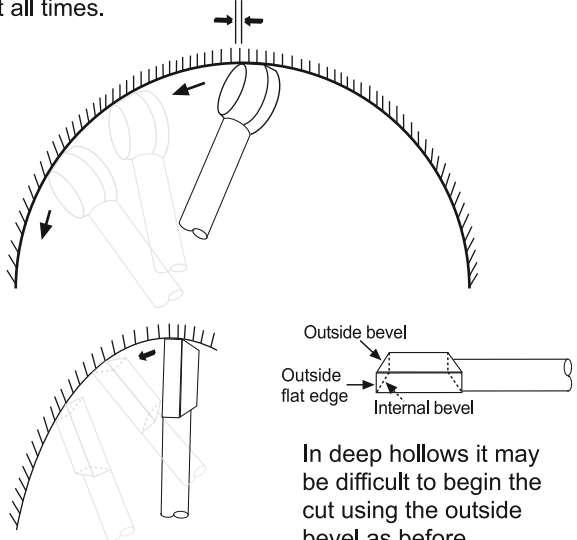
Rotation of the wood

By altering the angle of the tool, the cut can be changed. Increase the angle and a larger cut will be produced. A much finer cut will be achieved if the angle is decreased.

The tool rest should be at a safe distance from the work to allow a full sweep through the cut on the centre line.

Begin the cut just back from the centre to eliminate a small lump that can be produced. Once the cut commences, the sweep of the tool must maintain the desired thickness of the cut with the bevel rubbing at all times.



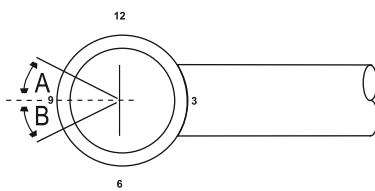
Outside bevel  
Outside flat edge  
Internal bevel

In deep hollows it may be difficult to begin the cut using the outside bevel as before.

In this situation, begin the cut using the outside flat edge on the wood with the internal bevel controlling the cut. Then when there is more room for handle movement, complete the cut using the outside bevel again.

## Sharpening and tool care

It is recommended that a fine slip stone or diamond file is used to sharpen the cutting edge of the Ring tool.

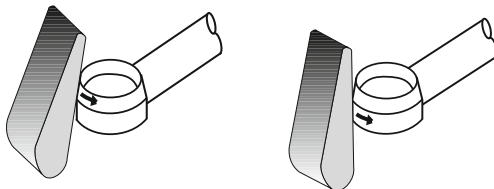


The Robert Sorby Ring tool can be used on lathes that have outboard facility that run in reverse as well as normal lathes. Due to the way the tool is used there are two different areas that require sharpening, depending on the direction of the lathe rotation.

These areas are shown here as either side of 9 o'clock.

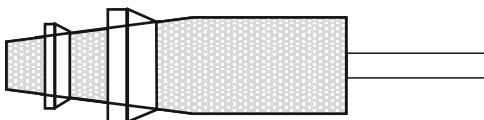
A. Area in use when cutting with the lathe rotating clockwise.

B. Area in use when cutting with the lathe rotating anti-clockwise.



Sharpen the edges with the slip stone or diamond file as shown here. Ensure that the shape of the ring is maintained throughout this process.

If accidental damaged should occur, such as a chip in the cutting edge, it is possible to remove the damaged area by using a fine cone shaped grinding stone. Place the stone inside the ring and gently remove the required amount to re-new the cutting edge.



*Robert Sorby*

Athol Road  
Sheffield

England S8 0PA

Tel: +44 (0) 1142250700

Fax: +44 (0) 1142250710


sales@robert-sorby.co.uk

www.robert-sorby.co.uk

The Robert Sorby Ring tool is just one of many unique and innovative products that we manufacture in our factory in Sheffield, England.

Listed below are just a few of the more specialised tools and products that are available.

The Texturing tool is used to produce beautiful textures and patterns such as the very popular orange peel effect on most turned work. It can change the look of an ordinary piece to an eye catching piece of art.



The Spiralling and Texturing system can enhance any turned piece with a variety of spirals from the 3 different sized spiral cutters included. These can be used on the outside of bowls and to apply spirals on candlesticks and goblet stems. It also contains the texture cutter as described above.



One of the most versatile tools available. The Multi-Tip Hollowing Tool is fitted with a 3/4" (19mm) wide half-round shank which makes it the most user friendly hollowing tool on the market. It is supplied with three cutters. One for under shoulder hollowing and one for straight box cutting. The other cutter is tear-drop shaped and is used for shear scraping.



The Robert Sorby Thread Cutting tools are available in three thread sizes. These are 10, 16 and 20 threads per inch (TPI). The thread sizing gauge is a must have for anybody wanting to make accurate threaded boxes. There is also available a tool rest and a relief tool to assist in the internal thread cutting.



The range of Stebcentres includes the original version available in 1MT & 2MT with 1/2", 7/8" and 1 1/4" head sizes. There is also a revolving, live version that fits into the tailstock for simple eccentric work. The Steb Drive has all the same benefits as the original version but with the advantage that it will fit directly into a four jaw scroll chuck.

